


HARVEST SERVICES



**built to perform better
and last longer.**

CONCAVES FOR ALL MAKES & MODELS
JD • CASE IH • NEW HOLLAND • etc



Rotary



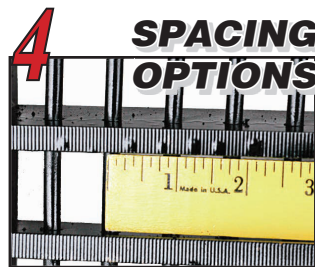
1 STRONGER
Harvest concaves are built heavier and stronger than OEM concaves. That allows them to wear longer and maintain their shape, so you get more hours out of each concave.



2 PRECISION BORED
Harvest concaves are precision bored to a perfect circle, so they fit the cylinder. The tolerance is consistent across the entire concave. That gives you a maximum threshing and separation area, resulting in superior performance.



3 LONGER WEARING
Harvest concaves have more steel above the wire. This makes them more aggressive and longer wearing. The wire holes are drilled – not punched to provide a precision wire-to-hole fit that is vibration free and prevents spearing.



4 SPACING OPTIONS
For **ROTARY** Harvest concaves are available with different wire spacing to best suit the crops you are harvesting. Each wire spacing is specialized to provide maximum efficiency when threshing and separating the different crops.



5 COVER PLATES
For **ROTARY** combines Harvest concaves have cover plates to ensure uniform materials distribution and to improve thrash. Only Harvest has a locking cover plate handle for fast, easy installation and removal of the cover plate.




FILLER PLATES
For **CONVENTIONAL** concaves have filler plates to hold the heads in place for proper threshing, while the rear is more open to allow better seed/straw separation. White caps and seed damage is virtually eliminated. You can add or subtract filler plates to match your crop.



Conventional

IMPROVED COMBINE PERFORMANCE

HARVEST AIR FOIL CHAFFER




Cupped tail for
directional airflow

Locking, indexed handle


Oversized bearing
surface

- Equalized air pressure
- Better seed recovery
- For all crops and combines
- 40% Lighter

ADJUSTABLE PLASTIC LOUVERED SIEVE



- The original designer of the plastic louvered sieve.
- Designed with a cupped tail to direct the air more vertical - improves lift and performance
- Locking indexed handle, so you always find your setting.
- Flexible, so rather than bend or break, they flex and return to their original shape.
- Individually replaceable louvers.
- 40% lighter than OEM's.
- Longer lasting, outperforming OEM's by 2 to 1.



Feeder Chains

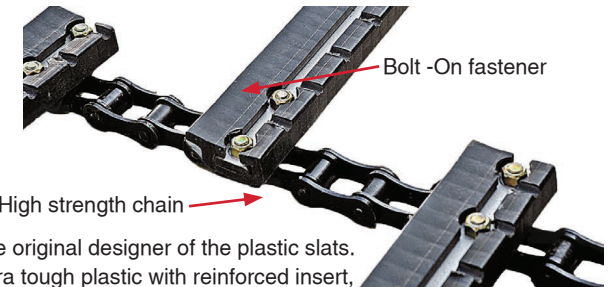


Force feed lip

Ultra tough plastic slat


Spring steel insert w/ memory

Harvest Services was the first company to manufacture feeder chains with super strong plastic slats. Harvest feeder chains start with Heavy 557 chain. This superior chain will outlast the original by hundreds of hours



557 High strength chain

- The original designer of the plastic slats.
- Ultra tough plastic with reinforced insert, resulting in a very durable slat with flexibility and memory.
- Larger contact area and special force feed lip.
- High strength 557 chain.



Feederhouse Drive Shafts for Case IH combines

- Hardened steel sprockets wear longer
- Laser cut gears
- Long lasting hex drive
- Older 80 series
- Older 88 series up to 2588



**HARVEST
SERVICES**
a Division of Ralph McKay Industries Inc.

P. O. Box 519, Craik, SK S0G 0V0

1-800-667-2601



www.harvestservices.ca

TO ORDER, CONTACT A DEALER TODAY!